

ANNUAL MEASURABLE ACHIEVEMENT OBJECTIVES (AMAOs)

2013 - 2014

Indiana Limited English Proficiency Assessment (ILEPA)/LAS Links

M S D Steuben County

Report Year

[2014](#)

[2013](#)

[2012](#)

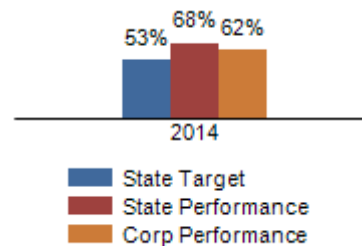
[2011](#)

[2010](#)

Corporation Summary Performance

Part I - Making Progress

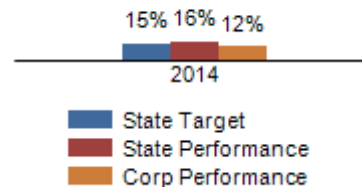
Percent of Limited English Proficient (LEP) students in Grades K-12 whose performance increased 12 or more scale score points from their most recent prior test to Spring 2014 on the ILEPA/LAS Links. *



YES

Part II - Attainment

Percent of LEP students who attained a Level 1-4 of English language proficiency on a prior ILEPA/LAS Links test and increased to an overall/composite Level 5, Fluent English Proficient, **and** at least a Level 4 in each language domain (listening, speaking, reading, and writing) in Spring 2014 ILEPA/LAS Links. *



NO

Part III - Adequate Yearly Progress (AYP)

[School corporations receive an affirmative Spring 2014 AYP determination based on meeting the State's 2014 performance and participation targets for both ELA and Math.](#)

Did the Corporation meet AYP for the LEP subgroup?

NO

Corporation Summary Performance

If any of the three components of the AMAOs (Making Progress, Attainment, or AYP) is not met, the Corporation has not met the AMAOs.

Did the Corporation meet the AMAO's?

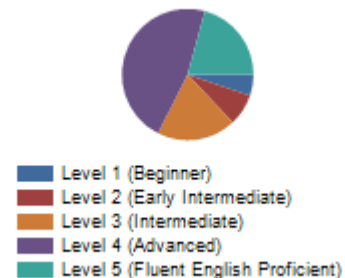
NO

Proficiency Level Summary

The Spring 2014 Proficiency Levels represent **all** students that participated in the 2014 administration of the LAS Links test.

Proficiency Level	Count	Percent
Level 1 (Beginner)	8	5%
Level 2 (Early Intermediate)	12	8%
Level 3 (Intermediate)	30	19%
Level 4 (Advanced)	72	47%

Spring 2014 Proficiency Levels



Level 5 (Fluent English Proficient)	32	21%
-------------------------------------	----	-----

*Only students who had matched records (e.g. STN) from Spring 2014 to prior ILEPA/LAS Links test results were included.

** Not enough students to generate an AYP subgroup.